


**EverythingFleet**<sup>®</sup>  
SUBSCRIPTION · LEASING · RENTALS

DOMESTIC PASSENGER  
PICKUP SHUTTLE BUS  
**T4 - JETSTAR & TIGER AIRLINES**

# MELBOURNE





1

*Exit through these doors  
and Veer Right.*



2

*After baggage pick up,  
call **131 381** to arrange pickup.  
Continue toward Escalator, Veering Left.*

↙ T4 Check-in and  
Baggage Claim



←  Lifts


↙  Way Out

Fly now



3

*Take Escalator Down,  
to Ground Floor.*




4

*Continue Down  
Escalator.*




**5**

***At the bottom of the escalator,  
pass the bollards then Turn Right.***



6

*Exit through Glass Doors,  
then Turn Left.*




7

***Continue Straight, follow the up ramp for approximately 50 metres.***



Value Ca



T1

T2

T3

P

T1 T2 T3



Car Renta



Hotel and



ark Roya

8

*Follow signs to "Hotel and Off Airport Parking Buses".*

Holiday In



9

***Continue Walking Straight  
Passing SkyBus and T3.***



10

*Continue Walking around the bend,  
towards the Crossway.*

A photograph of the Melbourne airport terminal entrance. A large blue sign with the word 'MELBOURNE' in white capital letters is mounted on a grey structure. In the foreground, there are metal stanchions forming a queue line. A person with a backpack and a yellow bag is walking away from the camera. In the background, there are trees, a road with a pedestrian crossing, and a small yellow cart. The sky is blue with some clouds.

MELBOURNE

**11**

*Continue Walking towards  
the Cross Way.*



**12**

***Cross One Lane only,  
and Turn Left.***

*Please have  
your mobile  
turned on.  
Keep an eye out  
for our friendly  
shuttle bus!*



**13**

*Reach "Groups & charters" Sign.  
You've Arrived. We'll be with you shortly.  
EverythingFleet®*

STILL NEED HELP?

**Call**  
 **131 381**

**EverythingFleet**<sup>®</sup>  
SUBSCRIPTION · LEASING · RENTALS