


EverythingFleet[®]
SUBSCRIPTION · LEASING · RENTALS

DOMESTIC PASSENGER
PICKUP SHUTTLE BUS
T4 - JETSTAR & TIGER AIRLINES

MELBOURNE





1

*Exit through these doors
and Veer Right.*



2

*After baggage pick up, call
(03) 9330 4442 to arrange pickup.
Continue toward Escalator, Veering Left.*

↙ T4 Check-in and
Baggage Claim



←  Lifts

↙  Way Out


Fly now

Pay Now, Pay Later



3

*Take Escalator Down,
to Ground Floor.*




4

*Continue Down
Escalator.*




5

***At the bottom of the escalator,
pass the bollards then Turn Right.***



6


*Exit through Glass Doors,
then Turn Left.*



7

Continue Straight, follow the up ramp for approximately 50 metres.

Value Ca



T1

T2

T3

P

T1 T2 T3



Car Renta



Hotel and



ark Roya

8

Follow signs to "Hotel and Off Airport Parking Buses".

Holiday In



9

***Continue Walking Straight
Passing SkyBus and T3.***



10

*Continue Walking around the bend,
towards the Crossway.*

A photograph of the Melbourne airport terminal entrance. A large, dark blue sign with the word "MELBOURNE" in white capital letters is mounted on a white overpass structure. Below the sign, a paved walkway leads through a series of metal stanchions. In the foreground, a person with a backpack and a yellow bag is walking away from the camera. In the background, there are trees, a yellow utility vehicle, and a row of blue luggage carts. The sky is blue with some clouds.

MELBOURNE

11

*Continue Walking towards
the Cross Way.*



12

***Cross One Lane only,
and Turn Left.***

Please have your mobile turned on. Keep an eye out for our friendly A1 Airport Parking shuttle bus!



13

Reach "Groups & charters" Sign. You've Arrived. We'll be with you shortly. EverythingFleet®

STILL NEED HELP?

Call
 **131 381**

EverythingFleet[®]
SUBSCRIPTION · LEASING · RENTALS